



Employee Number Change

Version 6.5.0

October 2017

Overview

The Employee Number Change utility changes one or more employee numbers throughout the Sage 300 (ERP/Accpac) database.

Compatibility

Compatible with Sage 300 (ERP/Accpac) 2018, 2017, 2016, 2014, 2012, v6.0. It works with Pervasive PSQL or Microsoft SQL Server and includes both Canadian Payroll and U.S. Payroll.

Installation

Download and install the latest release of either FixIT Professional or DataCHECK. In the folder where FixIT is installed (default is C:\FixITcc), run the install program “EmployeeNumberChangeInstall.exe”. If running Windows 7, Windows 8 or Windows 10, we recommend running the install as an administrator.

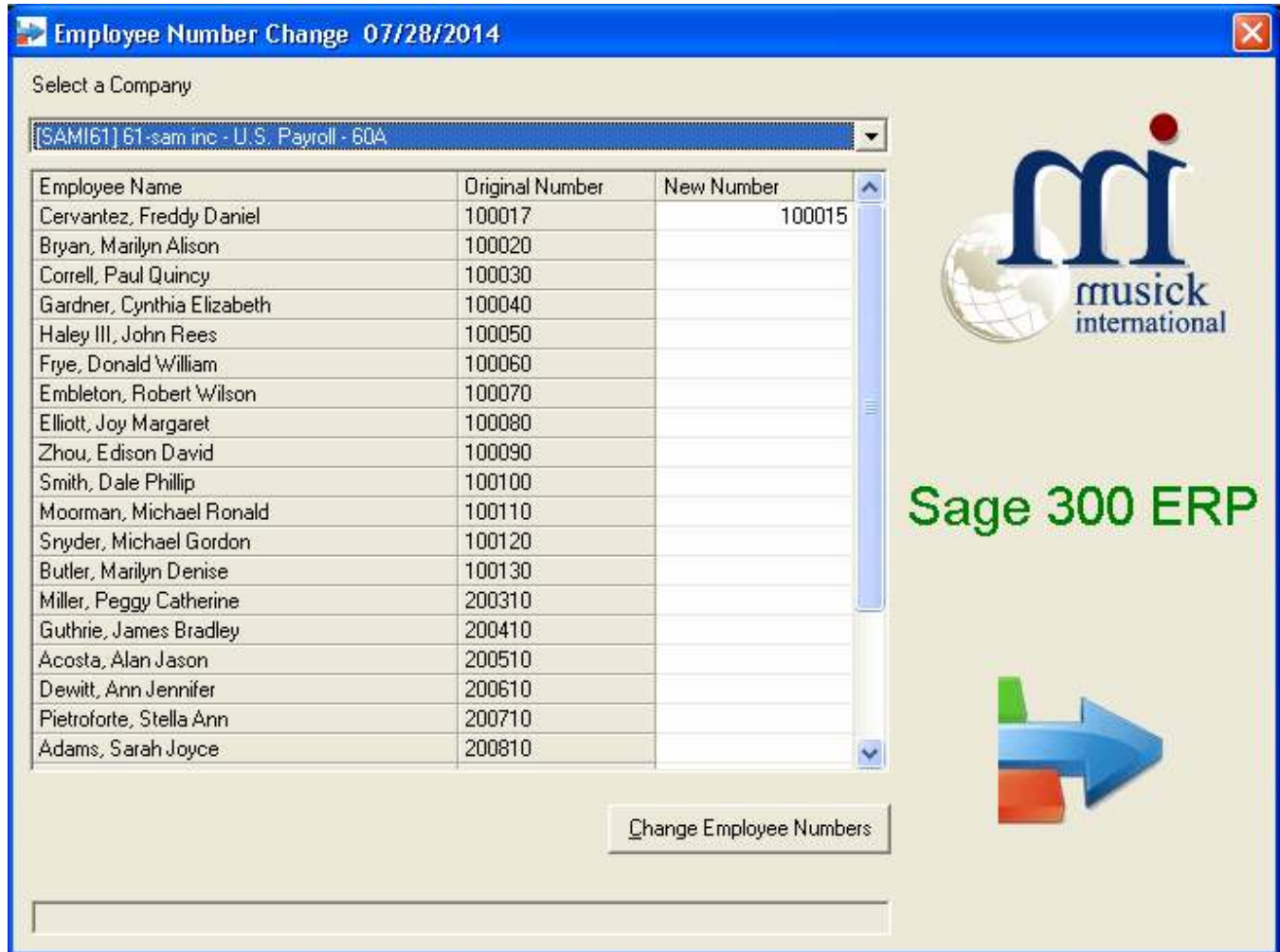
Connect FixIT Pro or DataCHECK

The Employee Number Change requires a FixIT or DataCHECK connection to the company database. If the database has not yet been defined, start FixIT and verify the connection to the company. If the company is not listed on the “Validate” screen, select the “Locate” icon on the left toolbar, change to “Locate Data using FixIT Path” as the default, and click “New” to add a new connection to the company database. “Apply” the changes and verify the database is available.

Starting Employee Number Change

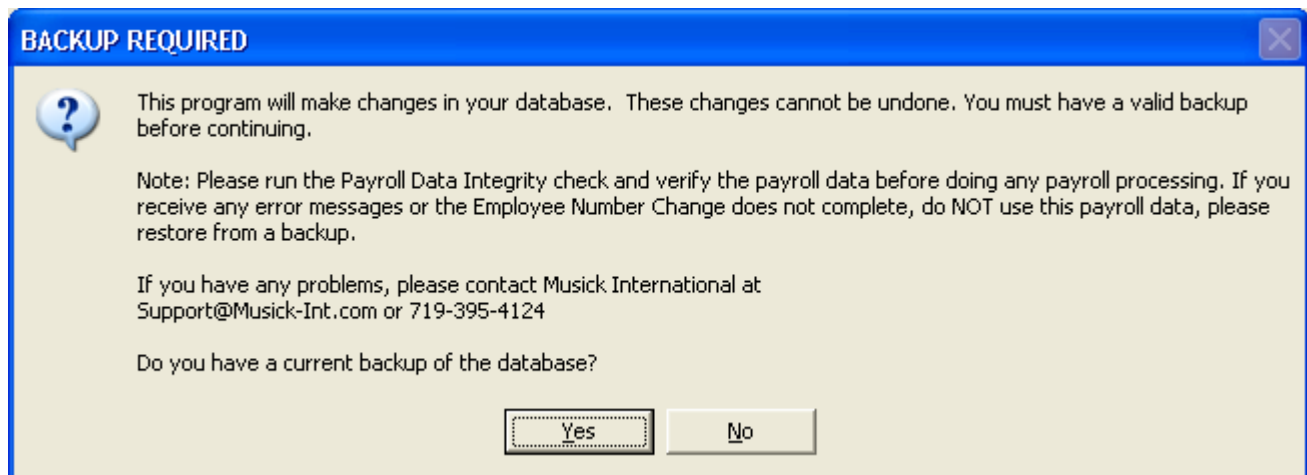
Launch the EmployeeNumberChange.exe from “Start” – “Programs” – “Musick International” – “Employee Number Change”.

The utility's main window looks like this:

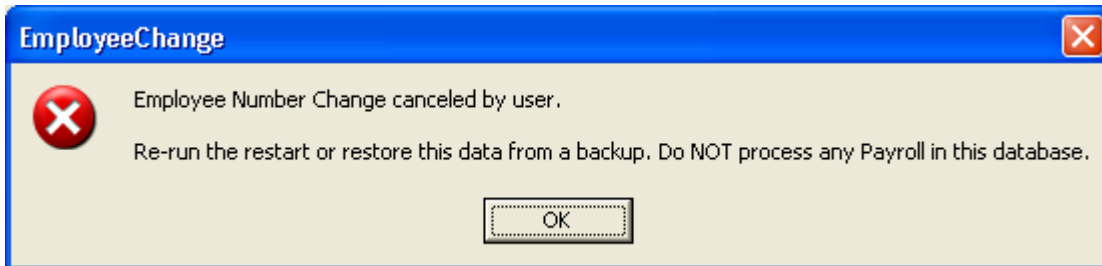
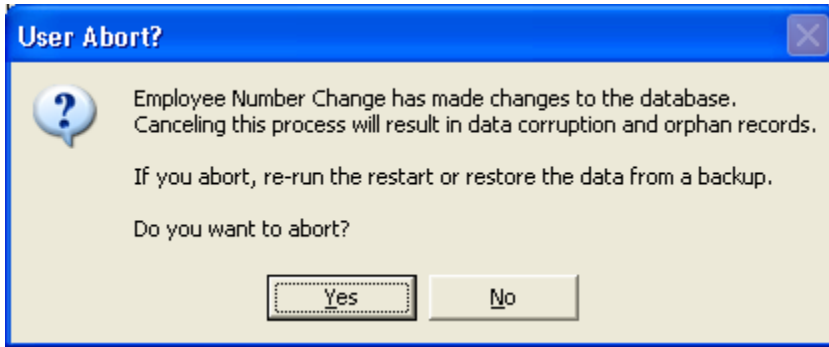


Enter the “New Number” for each employee. Employee numbers may contain uppercase letters and numbers. Symbols and spaces are not allowed. Once the numbers are entered, click the “Change Employee Numbers” button to process the changes.

At this point a prompt is displayed to verify a backup has been made:

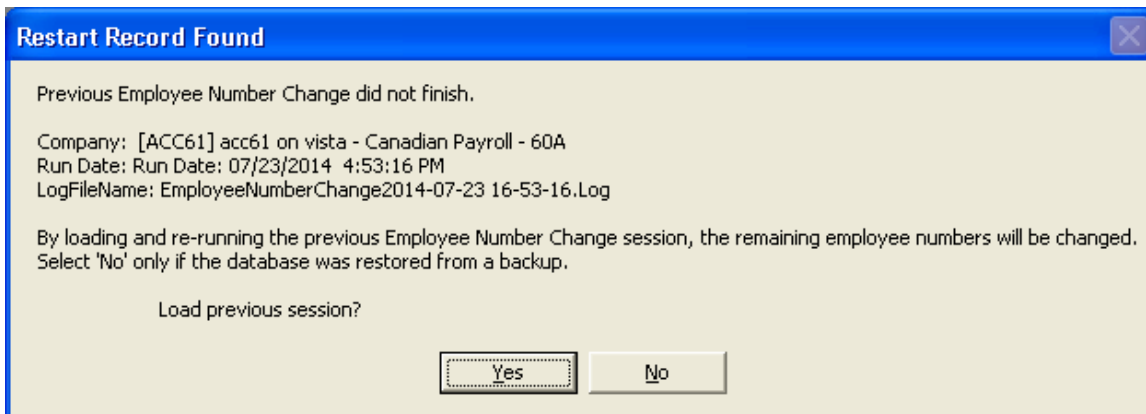


If you need to cancel the change run for any reason, the utility will display this message:



Restart Found

When the Employee Number Change is canceled or interrupted, the following message will display:



It is recommended that you select "Yes" to re-load the previous session and complete the process. As long as no changes have been made to the database, re-running the restart information will complete changing the employee numbers previously in progress. Selecting "No" should only be considered if the database was restored from a backup, otherwise, some tables in payroll will have the new employee number and other tables will have the original number.



Thank you for selecting Musick International.

Support@Musick-Int.com
719-395-4124